



2017 YEAR END CONDO REPORT

greater seattle-eastside

PUBLISHED JANUARY 2018
an annual report on condominium
real estate activity


Windermere
REAL ESTATE

2017 SEATTLE CONDO *year in review*

	studio	one bed	2 bed	3+ bed
WEST SEATTLE				
# sold	5	66	121	10
price	\$239,940	\$311,317	\$461,585	\$805,090
size	507	660	1,090	1,756
\$/sq ft	\$473	\$472	\$424	\$459

	studio	one bed	2 bed	3+ bed
LECSHI, MOUNT BAKER & SEWARD PARK				
# sold	2	16	16	2
price	\$105,000	\$289,947	\$405,709	\$365,500
size	383	652	1,046	1,285
\$/sq ft	\$275	\$445	\$388	\$284

	studio	one bed	2 bed	3+ bed
SODO-BEACON HILL				
# sold	1	3	36	3
price	\$200,000	\$263,633	\$375,443	\$511,500
size	417	622	1,035	1,507
\$/sq ft	\$480	\$424	\$363	\$339

	studio	one bed	2 bed	3+ bed
MADISON PARK & CAPITOL HILL				
# sold	47	329	267	25
price	\$286,837	\$426,099	\$638,586	\$1,138,424
size	433	652	1,037	1,895
\$/sq ft	\$662	\$654	\$616	\$601

	studio	one bed	2 bed	3+ bed
QUEEN ANNE & MAGNOLIA				
# sold	24	207	243	27
price	\$326,665	\$403,571	\$604,409	\$866,213
size	516	678	1,137	1,734
\$/sq ft	\$633	\$596	\$532	\$500

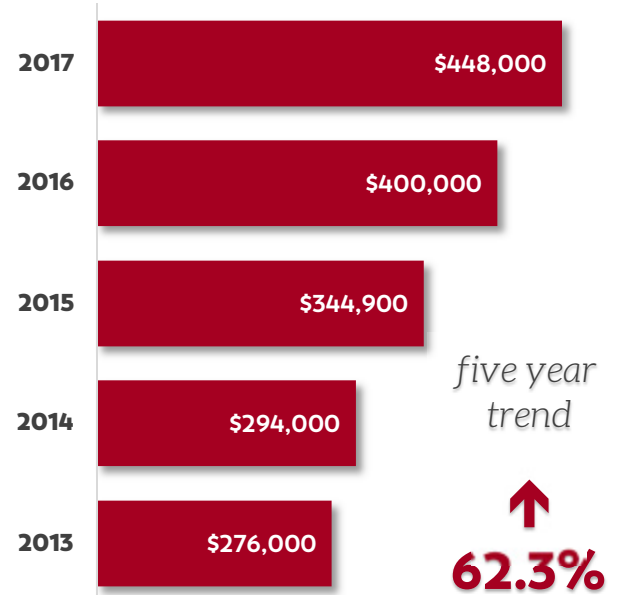
	studio	one bed	2 bed	3+ bed
DOWNTOWN SEATTLE & BELLTOWN				
# sold	44	296	183	6
price	\$494,554	\$593,792	\$1,171,187	\$1,900,833
size	696	810	1,389	2,149
\$/sq ft	\$710	\$733	\$843	\$885

	studio	one bed	2 bed	3+ bed
BALLARD & GREENLAKE				
# sold	22	250	234	14
price	\$259,814	\$377,778	\$468,953	\$560,577
size	439	681	964	1,423
\$/sq ft	\$593	\$555	\$486	\$394

	studio	one bed	2 bed	3+ bed
NORTH SEATTLE				
# sold	9	84	162	58
price	\$253,472	\$304,196	\$447,946	\$814,390
size	419	696	1,142	1,761
\$/sq ft	\$605	\$437	\$392	\$462

	studio	one bed	2 bed	3+ bed
RICHMOND BEACH & SHORELINE				
# sold	1	16	47	25
price	\$1,129,000	\$189,105	\$320,431	\$586,356
size	3,457	610	1,050	1,984
\$/sq ft	\$327	\$310	\$305	\$295

median price



2017 EASTSIDE CONDO *year in review*

	studio	one bed	2 bed	3+ bed
SOUTH BELLEVUE				
# sold	1	32	191	103
price	\$300,000	\$250,787	\$385,870	\$573,587
size	874	734	1,100	1,645
\$/sq ft	\$343	\$341	\$351	\$349

	studio	one bed	2 bed	3+ bed
MERCER ISLAND				
# sold	1	13	36	5
price	\$252,000	\$343,377	\$500,127	\$810,200
size	457	777	1,180	2,341
\$/sq ft	\$551	\$442	\$424	\$346

	studio	one bed	2 bed	3+ bed
WEST BELLEVUE				
# sold	9	66	174	27
price	\$377,889	\$545,058	\$822,878	\$1,070,130
size	523	865	1,364	1,962
\$/sq ft	\$723	\$630	\$603	\$545

	studio	one bed	2 bed	3+ bed
EAST BELLEVUE				
# sold	2	63	249	135
price	\$444,750	\$266,344	\$433,217	\$688,868
size	865	742	1,134	1,694
\$/sq ft	\$514	\$359	\$382	\$407

	studio	one bed	2 bed	3+ bed
EAST LAKE SAMMAMISH				
# sold	5	58	282	173
price	\$121,790	\$282,690	\$405,998	\$551,985
size	302	821	1,239	1,604
\$/sq ft	\$403	\$344	\$328	\$344

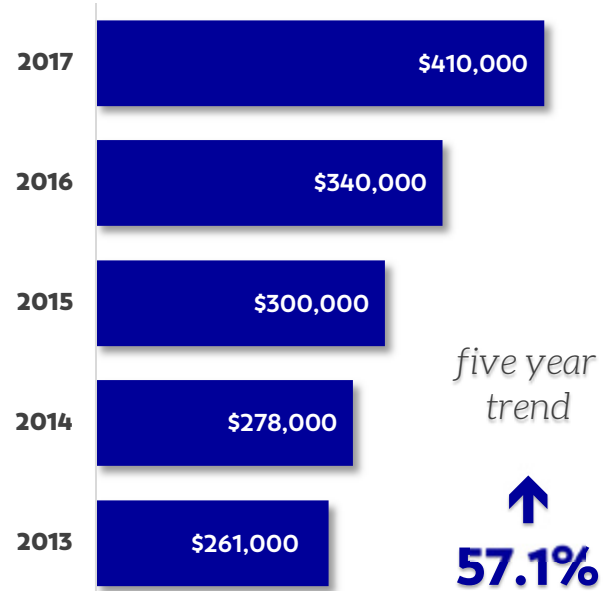
	studio	one bed	2 bed	3+ bed
REDMOND				
# sold	1	33	161	97
price	\$275,000	\$310,205	\$450,157	\$590,836
size	420	700	1,151	1,561
\$/sq ft	\$655	\$443	\$391	\$379

	studio	one bed	2 bed	3+ bed
KIRKLAND				
# sold	6	69	234	90
price	\$222,733	\$368,681	\$623,507	\$1,095,817
size	436	745	1,254	2,308
\$/sq ft	\$511	\$495	\$497	\$475

	studio	one bed	2 bed	3+ bed
JUANITA & WOODINVILLE				
# sold	1	112	357	107
price	\$263,500	\$221,198	\$323,632	\$446,314
size	938	705	1,019	1,466
\$/sq ft	\$281	\$314	\$318	\$304

	studio	one bed	2 bed	3+ bed
LAKE FOREST PARK				
# sold	3	22	55	15
price	\$112,667	\$200,564	\$297,744	\$434,406
size	192	675	1,045	1,511
\$/sq ft	\$586	\$297	\$285	\$288

median price



WAIT THERE'S MORE! HOMES & STATS ONLINE



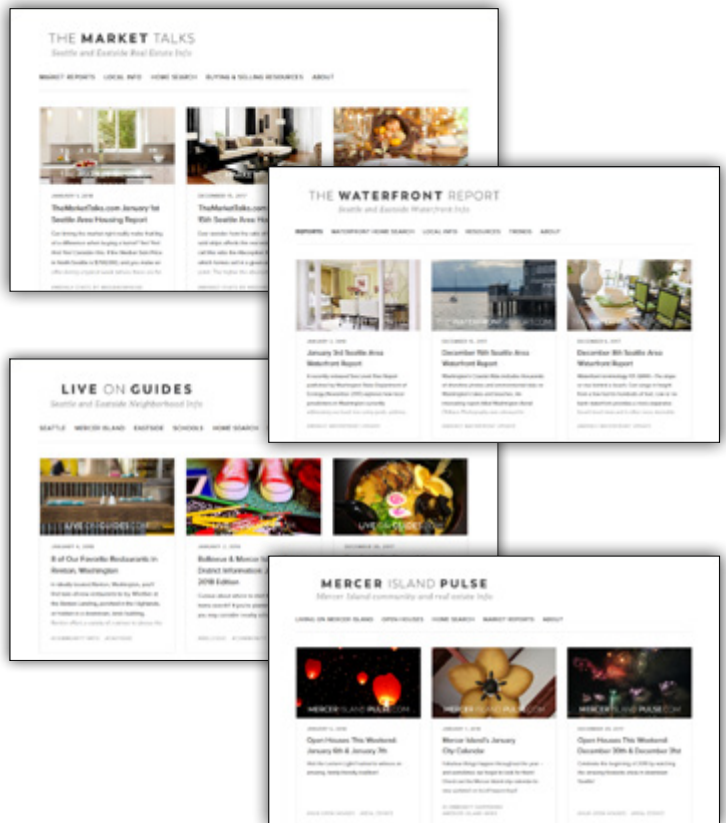
While having a historical perspective like this review is valuable, you may be looking for real-time information on today's real estate market. If so, your search is over!

We publish weekly reports to **TheMarketTalks.com**, providing a summary analysis of what's happening in 16 different micro-markets, including Seattle neighborhoods.

Interested in what's happening with waterfront properties? We are too! That's why we analyze waterfront sales each month and post results at **TheWaterfrontReport.com**.

Easily compare neighborhoods on **LiveOnGuides.com** with local info including maps, links and school data.

You can search for every property listed for sale—by any real estate company—on **WindermereMercerIsland.com**.



Find all of my single-family residential, condo and waterfront reports at **KatyCrouch.com/Trends**.

How have these latest market trends affected **your** home's value? Stay in the know—contact me any time for a complimentary home value analysis.




KATY CROUCH
real estate



206.778.0367
katy@windermere.com
katycrouch.com